



Husky

Model 007269 & 007275
Recommended Installation, Maintenance
and Inspection Instructions

**DEF
SWIVELS**

Diesel Exhaust Fluid (DEF) Swivels

IMPORTANT SAFETY INSTRUCTIONS - SAVE THESE INSTRUCTIONS IN AN EASILY ACCESSIBLE LOCATION.



WARNING: Cancer and Reproductive Harm - www.P65Warnings.ca.gov



WARNING: Designed for use at Diesel Exhaust Fluid (DEF) dispensing facilities only.

INSTALLATION INSTRUCTIONS

NOTE: Always adhere to installation / usage instructions and warning. Improper use may result in injury, damage or hazardous spill.

1. Turn off dispenser and relieve line pressure.
2. Do not use thread sealant (Teflon® tape, anti-seize or any other kind of sealant).
3. Only connect to DEF compatible and 304 stainless steel fittings - see page 2 for applicable seal configurations.
4. Install at the nozzle.
5. Tighten firmly, approximately 15 - 20 lbf•ft / 20.3 - 27 N•m, but do not overtighten.
6. Pressurize system and visually check for leaks.

**VERIFY SMOOTH ROTATION OF ALL SWIVEL JOINTS AFTER INSTALLATION.
DO NOT OVERTIGHTEN**

IF DRIVE OFF OCCURS

- Turn off dispenser and relieve line pressure.
- Inspect the entire dispensing system for damage.
- Pressurize system and visually check for leaks.
- Check for smooth rotation of all swivel joints.
- Measure gap at joint - if a credit card fits in the gap (0.03 in / 0.76 mm) do not reinstall.
- Check for electrical conductivity.

TESTING / MAINTENANCE / INSPECTION



Daily

- Check for leaks / stains
- Check for damage
- Check for smooth rotation of all swivel joints.



Monthly

- Measure gap at joint - a credit card should not fit in the gap (0.03 in / 0.76 mm).
- Check "remove after" date.



Annually

- Check for electrical conductivity

- Always clean / rinse exterior surfaces of DEF product with deionized water.

- All drive aways, maintenance and inspection activities must be logged using the serial number of the individual product.

- Apply city, state, or federal testing regulations as appropriate.

**ANY TEST / INSPECTION FAILURE
REQUIRES IMMEDIATE EQUIPMENT
REPLACEMENT OR REMOVAL FROM
SERVICE.**

MADE IN THE USA

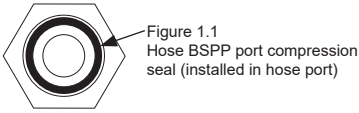
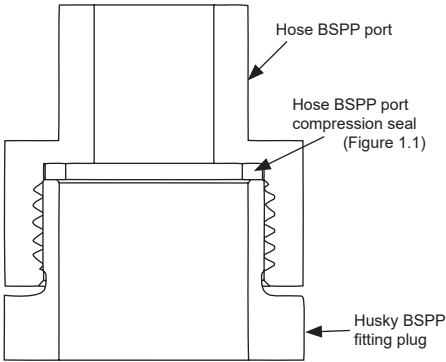
APPLICABLE SEAL CONFIGURATIONS

Model 007269 Swivel thread type: 1 x 11 Male BSPP both ends.

Model 007275 Swivel thread type: M34 x 1.5 Thread one end; 1 x 11 BSPP Male other end.

Option 1

- Seal is in mating device port.
- Husky gasket or o-ring seal not required.



Option 2

- Seal formed by Husky o-ring.
- Husky gasket not required.

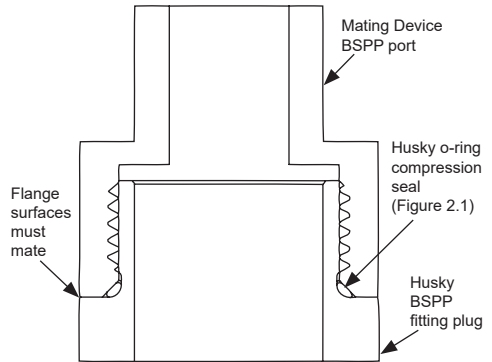


Figure 2.1
Husky o-ring
compression seal

Option 3

- Seal formed by Husky gasket.
- Husky o-ring not required.
- Thread Husky gasket onto BSPP fitting plug. Do not press on.

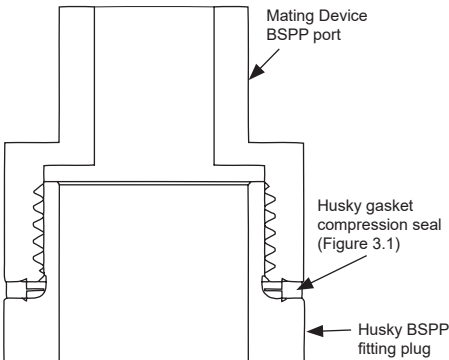


Figure 3.1
Husky BSPP gasket
compression seal

Option 4

- Seal formed by M34 o-ring.
- Additional Husky gasket or o-ring not required.

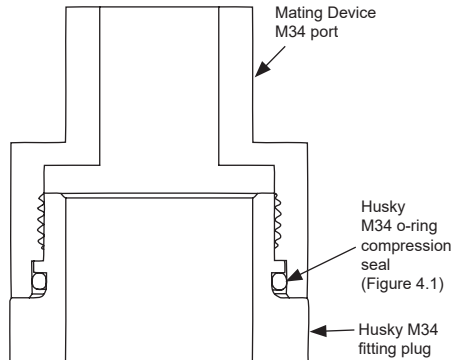


Figure 4.1
Husky M34 o-ring
compression seal

**ALWAYS ADHERE TO INSTALLATION / USAGE INSTRUCTIONS AND WARNINGS.**

Improper use may result in injury, damage, or hazardous spill.

**GENERAL WARNINGS / INSTRUCTIONS PERTAINING TO A RISK OF FIRE, ELECTRIC SHOCK OR INJURY TO PERSONS:**

- Use of equipment is at individuals' own risk.
- Always abide and adhere to city, state, and federal regulations regarding use and installation of dispensing equipment.



- Always follow the product manufacturer's installation and maintenance instructions.
- Always turn off all power to dispenser during maintenance and inspection activities.
- Always close the shear valves during maintenance and inspection activities.



- Always relieve pressure from system prior to performing maintenance activities.
- Always replace or remove from service damaged or leaking dispensing equipment immediately.



- Always report leaks / spills / accidents to appropriate authorities.
- Always wear appropriate safety equipment during maintenance activities.



- Always have appropriate fire extinguishing equipment within 5 ft / 1.5 m of dispensers.
- Never use thread sealant (Teflon® tape, anti-seize or any other kind of sealant).
- Always use DEF compatible oil to lubricate seals.
- Always clean / rinse exterior surfaces of DEF product with deionized water.



- Always place containers on the ground before filling.



- Always discharge static electricity before using or servicing equipment by touching a metal part of the dispenser before and after fueling vehicle.



- Never smoke within 20 ft / 6.1 m of dispensers.
- Never keep in service past recommended life.
- Never leave the nozzle unattended while dispensing fuel.



- Never use sparking or flaming devices within 20 ft / 6.1 m of dispensers.



- Never use power tools near dispensers or to aid in the installation process.



- Never use cell phone within 20 ft / 6.1 m of dispensers.



- Never reenter car when fueling vehicle.
- Never allow gasoline to touch eyes or skin.



- Never use at flow rates in excess of regulatory guidelines.



- Never use at flow rates less than 5 gpm / 18.9 Lpm.
- Never dispense flammable material into unapproved containers.
- Never dispense fuel without a valid driver's license.

CAUTION:**VERIFY SMOOTH ROTATION OF ALL SWIVEL JOINTS AFTER INSTALLATION. DO NOT OVERTIGHTEN.****IMPORTANT SAFETY INSTRUCTIONS - SAVE THESE INSTRUCTIONS IN A READILY ACCESSIBLE LOCATION.****WARRANTY**

VAPOR PRODUCTS – Husky Corporation will, at its option, repair, replace, or credit the purchase price of any Husky® manufactured product which proves upon examination by Husky, to be defective in material and/or workmanship for a period of one (1) year of installation or fifteen (15) months from the manufacture date of shipment by Husky, whichever occurs first. The warranty period on repaired or replacement vapor recovery products is only for the remainder of the warranty period of the defective product.

CONVENTIONAL PRODUCTS – Husky Corporation will, at its option, repair, replace, or credit the purchase price of any Husky manufactured product which proves upon examination by Husky, to be defective in material and/or workmanship for a period of one (1) year from the manufacture date of shipment by Husky.

Buyer must return the products to Husky, transportation charges prepaid. This warranty excludes the replaceable bellows, bellows spring assembly, spout assembly and scuff guard, unless (i) damage is obvious when the product is removed from shipping carton and (ii) the defective product is returned to Husky prior to use. This warranty does not apply to equipment or parts which have been installed improperly, damaged by misuse, improper operation or maintenance, or which are altered or repaired in any way.

The Warranty provisions contained herein apply only to original purchasers who use the equipment for commercial or industrial purposes. There are no other warranties of merchantability, fitness for a particular purpose, or otherwise, and any other such warranties are hereby specifically disclaimed.

Husky assumes no liability for labor charges or other costs incurred by Buyer incidental to the service, adjustment, repair, return, removal or replacement of products. Husky assumes no liability for any incidental, consequential, or other damages under any warranty, express or implied, and all such liability is hereby expressly excluded.

Husky reserves the right to change or improve the design of any Husky fuel dispensing equipment without assuming any obligations to modify any fuel dispensing equipment previously manufactured.